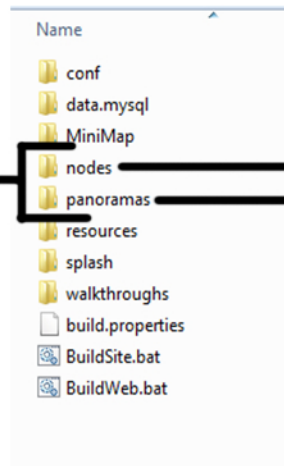


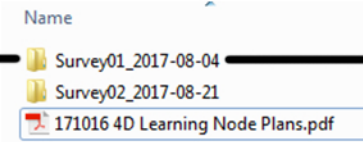
START HERE - TOP LEVEL FOLDERS

These two folders are the ones you need for storing photos, panoramas and photo tours.

The other folders and files are created during the tour build.

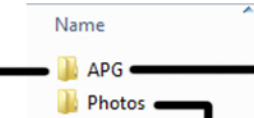


step 1 make survey folder



There will be as many folders here as needed to cover every survey. Only Survey one is expanded here. The PDF is showing each floor plan with node locations indicated.

step 2 make apg & photo folder



THESE FOLDERS SHOULD CONTAIN THE ORIGINAL PHOTOS TAKEN ON SITE. YOU NEED TO NAME THE FOLDERS AS PER NAMING CONVENTIONS FOR NODE LOCATION

Name

0_1_5498_5571
0_1_5498_5571 - Copy
0_2_6154_5656
0_3_5888_5704
0_4_5950_5800
0_5_5730_5951
0_6_5552_6038
0_7_5974_6225
0_8_5795_6261

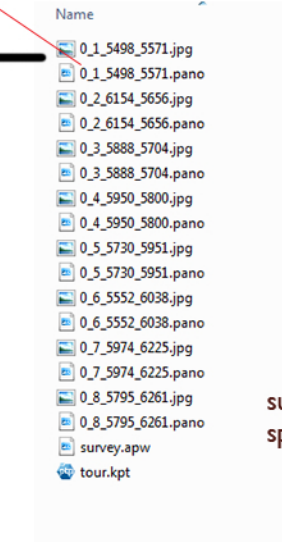
step 4 drop node images from site into folder

Each node folder will have the requisite 6 images. Only Survey one is expanded here.

Name

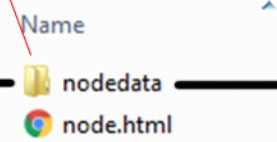
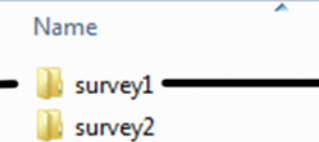
IMG_0007.JPG
IMG_0008.JPG
IMG_0009.JPG
IMG_0010.JPG
IMG_0011.JPG
IMG_0012.JPG

step 5 create pano in apg and save pano image into APG folder



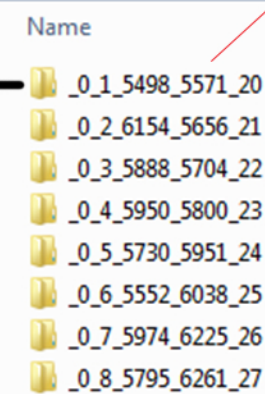
survey.apw is the workspace saved file from APG

This folder and the html file should contain the virtual tour of the whole survey.

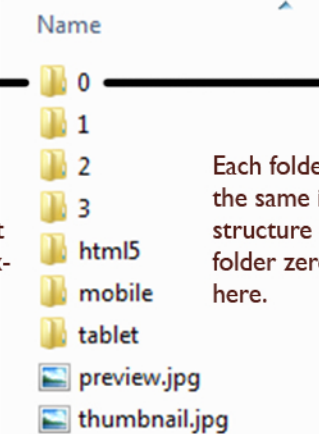


Each survey folder will have a nodedata folder and an html file. They should be created automatically when you export from PTP. Only survey one is expanded here.

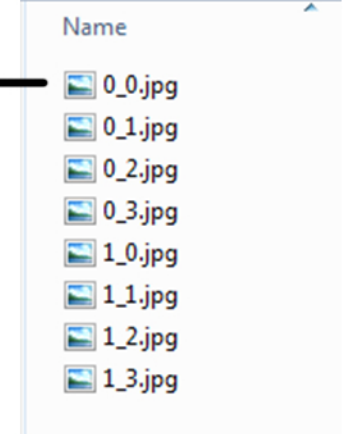
step 6 create virtual tour of each survey as one in PTP. The following string of folders are generated by PTP



Each node folder will have the same folder structure but only node one is expanded here.

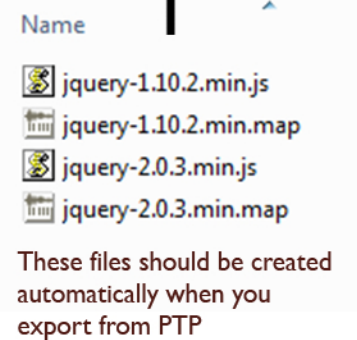


These files and folders should be created automatically when you export from PTP.



These files should be created automatically when you export from PTP

ALL VIRTUAL TOURS NEED TO BE EXPORTED IN BATCH FROM PANOTOUR. THIS WILL ALLOW YOU TO GET THE ONE FOLDER CONTAINING ALL TOURS. IF YOU CREATE VIRTUAL TOURS INDIVIDUALLY FROM THE INDIVIDUAL PANOS THE TOUR WONT BE KEPT TOGETHER AS ONE.



These files should be created automatically when you export from PTP

These files and folders should be created automatically when you export from PTP. You may see some additional folders (sounds and graphics) and additional xml files and a thumbnail jpeg here. They can be ignored and are not needed for the tour.

